

## Accessing API Documentation

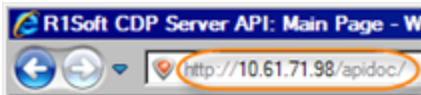
You can access the API Documentation by following the next steps.

1. Open a Web browser and type the following address: <https://<cdpserveraddress>/apidoc> or <http://<cdpserveraddress>/apidoc>



### Note

You can configure the HTTP and SSL connections for API in the Configuration. There you can enable/disable HTTP and SSL connections, and specify ports and maximum allowed connections. For SSL connection, you can define the keystore path. See [Configuring API Server Options](#).



You can find instructions on how to find out the <cdpserveraddress> in [Accessing Enterprise Edition Web Interface](#).

2. Once you have established a connection to the CDP Server, you will see the main page of the R1Soft CDP Server API Documentation.



3. To find the Class list of API Documentation, click on "Classes" in the Main Menu.



Main Page **Classes** Search

Class List Class Index Class Hierarchy Class Members


### Class List

Here are the classes, structs, unions and interfaces with brief descriptions:

<a href="#">com.r1soft.backup.server.api.AccessControlFault</a>	API operation failed, user does not have permission
<a href="#">com.r1soft.backup.server.api.agent.Agent</a>	Properties for manipulating agent data
<a href="#">com.r1soft.backup.server.api.agent.AgentService</a>	Methods for manipulating Agent(s)
<a href="#">com.r1soft.backup.server.api.configuration.ConfigurationService</a>	Methods for manipulating server configuration values
<a href="#">com.r1soft.backup.server.api.disksafe.DiskSafe</a>	Methods/properties for manipulating a <b>DiskSafe</b>
<a href="#">com.r1soft.backup.server.api.disksafe.DiskSafeService</a>	Methods for manipulating DiskSafe(s)
<a href="#">com.r1soft.backup.server.api.policy.FrequencyValues</a>	<b>FrequencyValues</b> and <b>Policy.FrequencyType</b> together decide when and
<a href="#">com.r1soft.backup.server.api.group.Group</a>	Methods/properties for <b>Group</b> objects
<a href="#">com.r1soft.backup.server.api.agent.GroupAgentPermission</a>	Methods/properties that a group has on an agent

4. In the submenu, you can access the following sections:

- Class List (opens by default) - Shows the classes, structs, unions, and interfaces with brief descriptions.
- Class Index - Provides the Classes in alphabetical order.
- Class Hierarchy - Shows the inheritance list of Classes in alphabetical order.
- Class Members - The list of all documented class members with links to the class documentation for each member.



Main Page **Classes** Search

Class List Class Index Class Hierarchy Class Members

### Class List


Here are the classes, structs, unions and interfaces with brief descriptions:

<a href="#">com.r1soft.backup.server.api.AccessControlFault</a>	API operation failed, user does not have permission
<a href="#">com.r1soft.backup.server.api.agent.Agent</a>	Properties for manipulating agent data
<a href="#">com.r1soft.backup.server.api.agent.AgentService</a>	Methods for manipulating Agent(s)
<a href="#">com.r1soft.backup.server.api.configuration.ConfigurationService</a>	Methods for manipulating server configuration values
<a href="#">com.r1soft.backup.server.api.disksafe.DiskSafe</a>	Methods/properties for manipulating a <b>DiskSafe</b>
<a href="#">com.r1soft.backup.server.api.disksafe.DiskSafeService</a>	Methods for manipulating DiskSafe(s)



#### Note

You can use the Search window to find the necessary class in the API Documentation.



Main Page **Classes** Search

Class List Class Index Class Hierarchy Class Members

### Class List

Here are the classes, structs, unions and interfaces with brief descriptions:

<a href="#">com.r1soft.backup.server.api.AccessControlFault</a>	API operation failed, user does not have permission
<a href="#">com.r1soft.backup.server.api.agent.Agent</a>	Properties for manipulating agent data
<a href="#">com.r1soft.backup.server.api.agent.AgentService</a>	Methods for manipulating Agent(s)