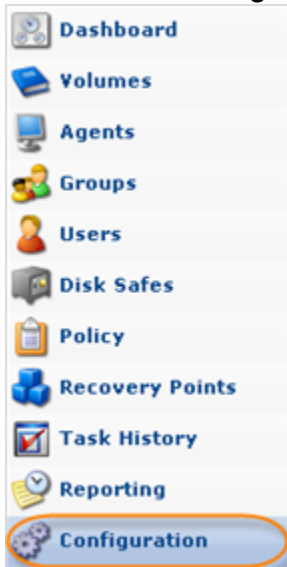


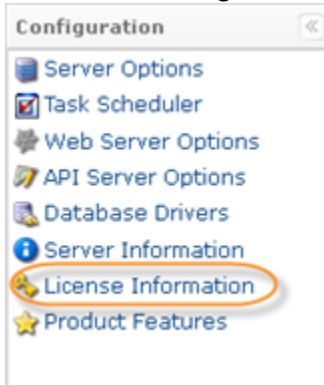
Returning Unused License

In CDP, it is possible to return unused license to the pool. Follow the instructions below.


1. Click on "Configuration" in the Main Menu to open the "Configuration" window.




2. In the "Configuration" menu, click on "Accessing License Information."





3. The "License Information" window opens.


 **License Information**


 **License Information**

Product Type	Enterprise Edition
License Type	Pooled License
License Key	██
Key Status	Valid
Agents (Used/Licensed)	8 / 10
Agents with MySQL (Used/Licensed)	6 / 10



 Re-Activate License  Return Licenses

4. Click "Return Licenses"

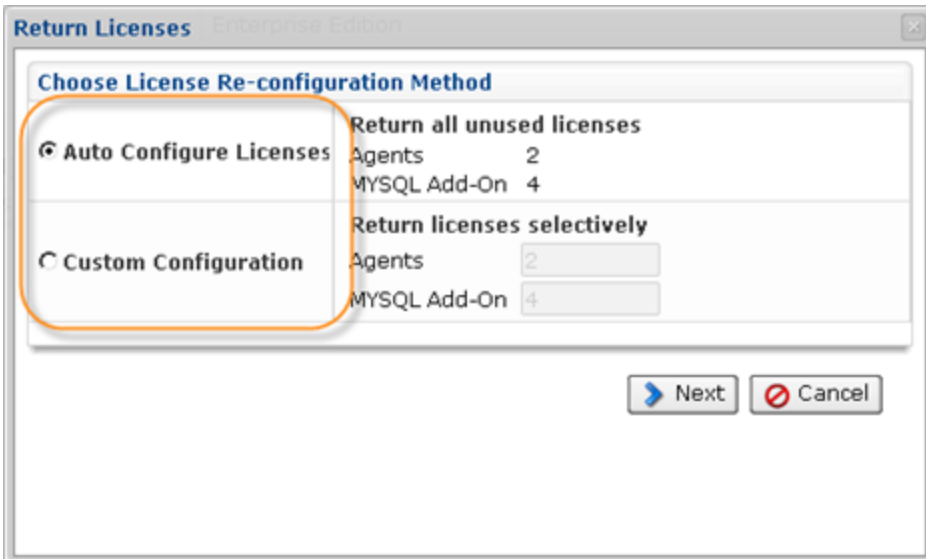
 **License Information**

 **License Information**

Product Type	Enterprise Edition
License Type	Pooled License
License Key	██
Key Status	Valid
Agents (Used/Licensed)	8 / 10
Agents with MySQL (Used/Licensed)	6 / 10

 Re-Activate License  Return Licenses

5. In the opened window you can select to return all licenses that are unused at the moment, or you can choose the licenses to return.



Click "Next" to proceed.

6. You will see all the licenses you are about to return. Click "OK" to confirm.

