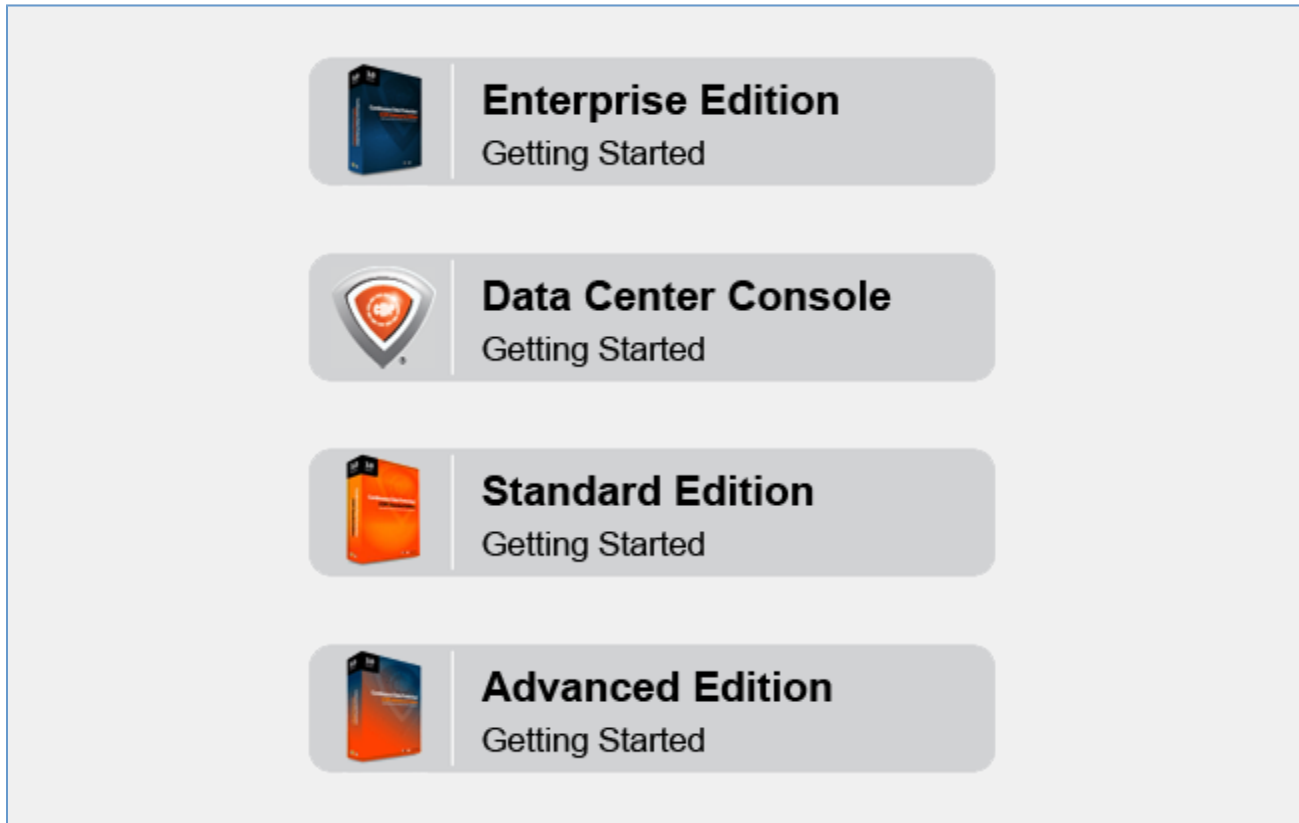






Documentation

Getting Started



The image shows a vertical list of four product editions, each with a small icon on the left and text on the right. The items are: Enterprise Edition (blue box icon), Data Center Console (shield icon), Standard Edition (orange box icon), and Advanced Edition (blue box icon). Each item has a 'Getting Started' link below the product name.

-  **Enterprise Edition**
Getting Started
-  **Data Center Console**
Getting Started
-  **Standard Edition**
Getting Started
-  **Advanced Edition**
Getting Started

User Guides

Users and Groups

- Adding Users
- Enabling and Disabling Users
- Editing User Properties
- Changing Password
- Changing Email
- Accessing Users
- Customizing the Users List
- Adding an Administrator for a User
- Accessing Groups
- Customizing the Groups List
- Adding Groups
- Deleting Groups
- Editing Group Properties
- Deleting Users

CDP Agents

- Accessing Agents
- Adding the Agent to the CDP Server
- Changing Agents
- Customizing the Agents List
- Testing Agent Connection
- Deleting Agents
- Starting CDP Agent in Recovery Mode

Volumes

- Customizing the Volumes List
- Deleting Volumes
- Importing Existing Volume
- Accessing Volumes
- Assigning Users and Groups to a Volume
- Changing Volumes
- Creating Volumes
- Removing Volumes

Disk Safes

- Customizing the Disk Safes List
- Closing Disk Safes
- Disk Safe Best Practices
- Attaching Disk Safes
- Detaching Disk Safes
- Deleting Disk Safes
- Copying and Moving Disk Safes
- Storing Disk Safe on a Windows Network Share
- Accessing Disk Safes
- Creating Disk Safes
- Editing Disk Safes
- Managing Disk Safe Encryption
- Vacuuming Disk Safes

Devices

- Adding Devices
- Accessing Devices
- Disabling Devices
- Removing Devices

Policies

- About File and Folder Excludes
- Accessing Policies
- Disabling Policies
- Excluding Files and Folders
- Excluding Hyper-V Virtual Machines in CDP Policy
- Deleting Policies
- Running Policies
- Creating Policies
- Editing Policies
- Troubleshooting Policies
- Customizing the Policies List

Recovery Points

- Customizing the Recovery Points List
- Replication Stages
- Accessing Recovery Points
- Browsing Recovery Points
- Merging Recovery Points
- Locking Recovery Points
- Restoring Files
- Restoring an MS SQL Database
- Restoring a Microsoft 2007 Exchange Storage Group (Version Before 4.2.0)
- Restoring a Microsoft Exchange 2010 Mailbox (Version Before 4.2.0)
- Restoring VHDs
- Exporting Files from a Recovery Point
- Scheduling Recovery Point Merges
- Scheduling the Recovery Points Replication
- Protecting Linux Home Directories

Archiving

- Running Archiving Policies
- Accessing Archive Points
- Customizing the Archive Points List
- Browsing Archive
- Restoring from Archive Points
- Storing Archives
- Bare-Metal Restore of Archive Points
- Archiving Common Questions
- Creating Archiving Policies
- Defining the Archive Schedule

Bare-Metal Restore

- Options For Performing Bare-Metal Restore
- Testing Linux Bare-Metal Restore Before Emergency
- Using Boot CD-ROM
- Using PXE Network Boot
- Configuring Network for Bare-Metal Restore
- Configuring Bare-Metal Restore Server
- Launching Bare-Metal Restore
- Restoring Windows Dynamic Disks
- Restoring Windows Logical Disks
- Bare-Metal Restore in Windows Hyper-V
- Bare-Metal Restore with LVM and RAID
- Bare-Metal Restore Device Auto-Mapping

Configuration and Administration

Task History

- Accessing Task History
- Customizing the Task History List
- Canceling Tasks
- Viewing Task Summary
- Viewing Alerts
- Viewing Log Messages
- Rerunning Tasks
- Downloading Task Details

Reporting

- Previewing Reports
- Deleting Reports
- Disabling Reports
- Accessing Reporting
- Scheduling Email Reporting
- Changing Reports
- Generating Reports
- Customizing the Reports List

Configuring CDP Server

- [About Linux CDP Server Configuration](#)
- [About Windows CDP Configuration Utility](#)
- [About Windows CDP Server Configuration](#)
- [Accessing CDP Configuration Utility](#)
- [Accessing Configuration in CDP Server](#)
- [Accessing Task Scheduler](#)
- [Configuring CDP Server "Run Service As" Account](#)
- [Configuring CDP Server Ports](#)
- [Configuring Heap Memory](#)
- [Configuring API Server Options](#)
- [Configuring Product Features](#)
- [Configuring User Options](#)
- [Configuring Web Server Options](#)
- [Configuring Server Options](#)
- [Installing the MySQL Connector JDBC into CDP3 Server](#)
- [Resetting Public Key](#)
- [Setting CDP Server Users](#)
- [Viewing License Information](#)
- [Viewing Server Information](#)
- [Returning Unused License](#)
- [Configuring Interface Languages](#)
- [Configuring Language Settings](#)

Configuring CDP Agent

- [About Windows CDP Agent Configuration Utility](#)
- [Changing Linux Agent Configuration](#)
- [Changing Windows Agent Configuration](#)
- [Configuring CDP Agent Port](#)
- [Launching the Windows CDP Agent Configuration Utility](#)
- [Managing Encryption Keys On Linux Agent](#)
- [Managing Encryption Keys On Windows Agent](#)

Administrating CDP

- Restarting CDP Server
- Restarting CDP Agent
- Reactivating the License
- Downloading Data for Technical Support
- Accessing Log Files
- R1Soft Products Network Ports

Add-Ons and API

CDP for Databases

- Enabling Databases Add-On for Agent
- Protecting SQL Server
- Protecting MySQL
- Protecting Exchange

CDP for Hosting Control Panels

- Hosting Control Panels - Common Questions
- Setting up cPanel Plugin
- Enabling Hosting Control Panels Feature
- Adding Control Panel Instances
- Editing Control Panel Instances
- Disabling and Enabling Control Panel Instances
- Deleting Control Panel Instances
- Verifying Control Panel Instances
- Scheduling Control Panel Replication
- Accessing Control Panel Account Backups
- Getting the URL to CDP for Control Panel Users
- Downloading Control Panel Users' Data as Archive
- Sending Control Panel Account Backup to Control Panel Home
- Restoring Control Panel Users' Accounts
- CDP for Hosting Control Panels End-Users
- Integrating CDP with a Custom Control Panel

API Documentation

- [Accessing API Documentation](#)
- [Accessing Example API Functions](#)
- [API - Creating an Agent, a Disk Safe, and a Policy](#)
- [API - Creating a Volume, an Agent, and a Power User with No Sub-Users Allowed](#)
- [API - Creating a Volume, an Agent, and a Power User with Sub-Users Allowed](#)
- [API - Deleting a Managed Agent and its Associations](#)
- [API - Deleting Multi-Level Resellers, Power Users, and their Associations](#)
- [API - Deleting Resellers, Power Users, and their Associations](#)
- [API - Disabling a Power User, its Sub-Users, and its Policies](#)
- [API - Displaying Disk Usage for All Volumes](#)
- [API - Getting Status of All Policies](#)

Release Notes

- [CDP 4.2.1 Release Notes](#)
- [CDP 4.2.0 Release Notes](#)
- [CDP 4.0.1 Release Notes](#)
- [CDP 4.0 Release Notes](#)