Monitoring Disk Usage in Data Center Console

In CDP Data Center Console, Devices that are assigned to the Disk Safes are called Disks. The "Disk Usage" screen allows you to view the list and details of Disks from all the CDP Servers connected to the Console.

Follow the instructions below to access the "Disk Usage" screen.

1. Select "Disk Usage" from the Main Menu.



You will enter the "Disk Usage" screen.

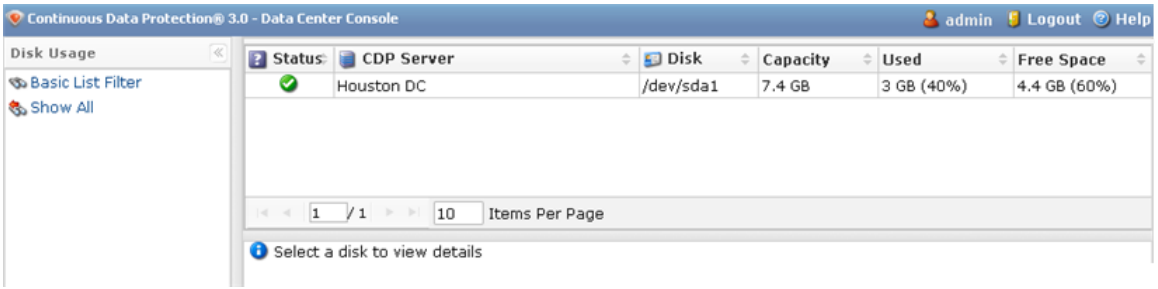

The "Disks" List | Details Pane

The "Disks" List

The list of all the Disks is displayed. The following columns are shown:

- Status - The status of a disk. See Using Data Center Console Dashboard for more

information about the different Disk statuses.

- CDP Server - The name of the CDP Server to which the current disk belongs.

> **Note**
> The server name stands in the form of a link. You can click the link for quick access to the CDP Server.

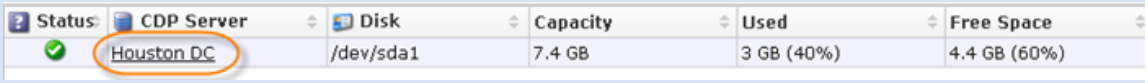

- Disk - The name of the disk.
- Capacity - The total capacity of the disk.
- Used - The amount of used space.
- Free Space - The amount of free space.

Filtering the "Disks" List

You can use a Basic List Filter to sort the "Disks" list. Click on the "Basic List Filter" button to access the filtering options.

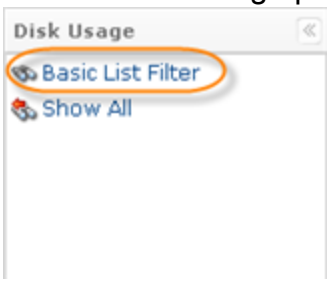

1. Select the necessary options to filter.

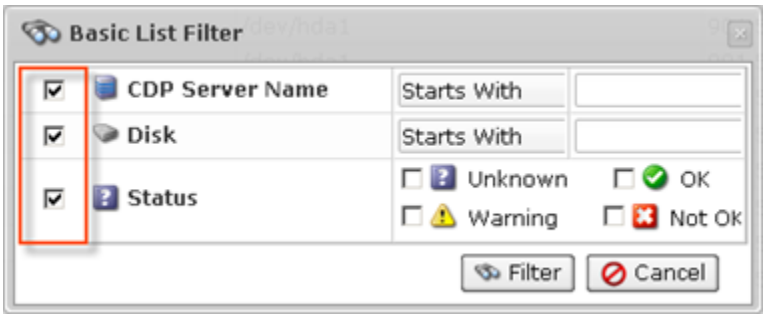

- CDP Server Name - Allows you to sort by CDP Server name.
- Disk- Allows you to sort by the Disk name.
- Status - Allows you to sort by the Disk status.
  - Unknown
  - OK
  - Warning
  - Not OK

2. Select the type of search from the drop-down menu (Starts With/Contains/Ends With) and enter the Disk name//Server name to the field. Select the status of Disks to display.
For example:

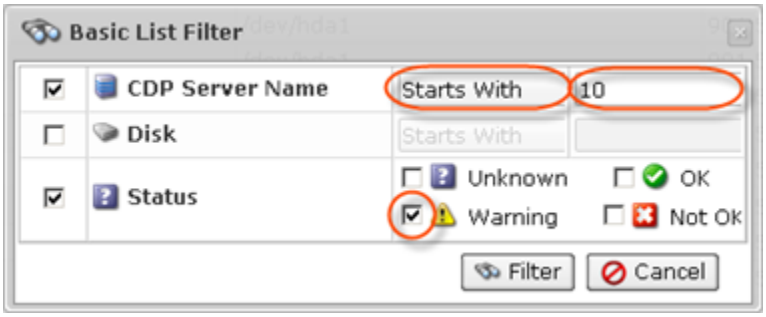

3. Click on the "Filter" button.



If you want to discard filtering options and view the whole list, click "Show All."

Details Pane

You can access the "Disk Details" tab which contains the same information about the disk as described above by clicking on the corresponding list item.

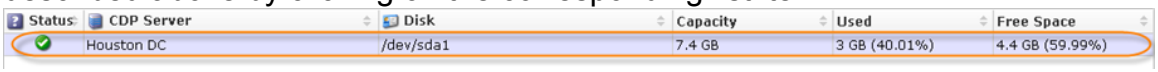

The Disk's information is displayed in the "Details" pane. All of these options are described above.

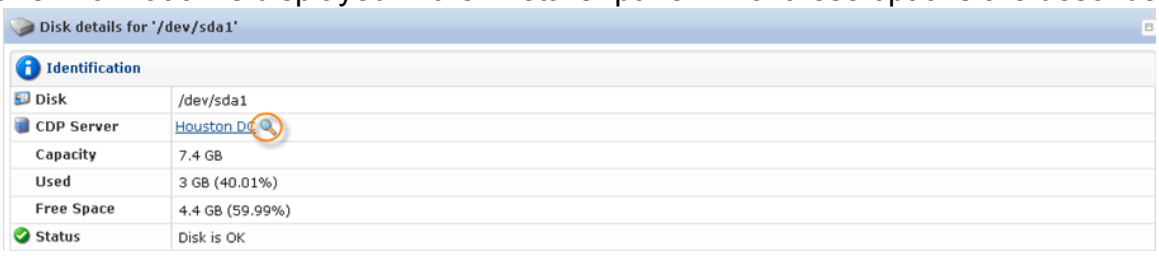

If you click on the 🔍 icon near the CDP Server name, you will access the server details window.

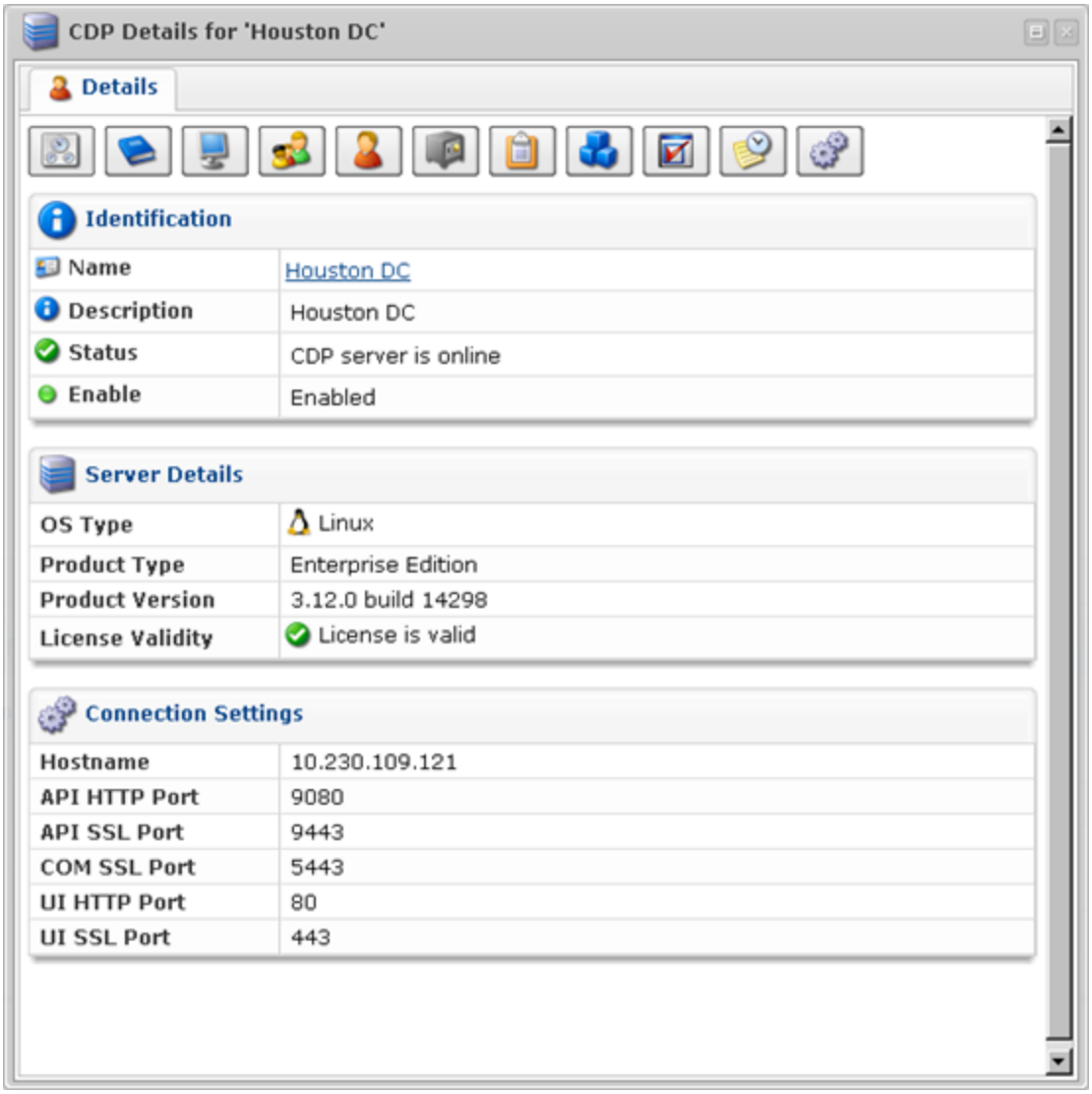

For more information about server details, see Accessing CDP Servers in Data Center Console.