

Monitoring Volumes in Data Center Console

CDP Data Center Console allows you to monitor parameters of Volumes on multiple CDP Servers at once. You can do so from the "Volumes" screen.

Follow the instructions below to access the "Volumes" screen.

1. Select "Volumes" from the Main Menu.



You will enter the "Volumes" screen.

The screenshot shows the 'Volumes' screen in the Data Center Console. The top navigation bar includes 'Continuous Data Protection® 3.0 - Data Center Console', 'admin', 'Logout', and 'Help'. The left sidebar shows the 'Volumes' menu item selected. The main content area displays a table of volumes and a detailed view for 'vol1'.

Status	Name	CDP Server	Quota Type	Soft Quota	Hard Quota	On Disk Size	Deltas	Actions
✓	vol1	Serv 1	📦	1 GB	2 GB	3.5 MB	0 bytes (0)	🔄 📄 ✖
✓	vol2	Serv 1	📦			0 bytes	0 bytes (0)	🔄 📄 ✖
✓	vol3	Serv 1	📦			0 bytes	0 bytes (0)	🔄 📄 ✖

Volume Details for 'vol1'

Details | Groups | Users

Identification

- Name: vol1
- Description:
- CDP Server: [Serv 1](#)
- Volume Path: /testing/vol1
- Status: ✓ Volume is OK

Quotas

- Quota Type: Size of Deltas in Volume
- Soft Quota: 1 GB
- Hard Quota: 2 GB

The "Volumes" List | Details Pane

The "Volumes" List

The list of all Volumes is displayed. The following columns are shown:

- **Status** - The status of a Volume. See [Using Data Center Console Dashboard](#) for more information about the different Volume statuses.
- **Name** - The name of the Volume. Volume name is used to identify the Volume in the system.
- **CDP Server** - The name/IP of the CDP Server to which the current Volume belongs.

Note

The server name/IP is displayed in the form of a link. You can click the link for quick access to the CDP Server.

Status	Name	CDP Server	Quota Type	Soft Quota	Hard Quota
✓	linux_vol	Houston DC		⚠	✖

- **Quota Type** - The type of quota assigned to the Volume. If no quota is defined for the Volume, then the red icon is displayed. Quotas are set to limit the disk usage of the Volume. The limit is set for all Disk Safes in the Volume on the basis of space occupied by Disk Safes, size of deltas, or number of deltas.

Tip

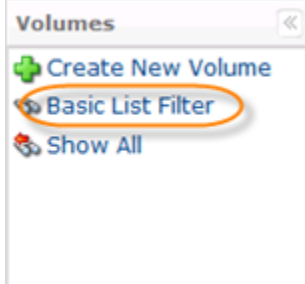
You can define Disk Quotas in Configuration. See [Configuring Server Options](#).

- **Soft Quota** - The value in bytes or in deltas. Soft Quota is a warning level that informs users that they are close to reaching their effective limit.
- **Hard Quota** - The value in bytes or in deltas. Hard Quota allows resources to be occupied by data. If the Hard Quota is reached, then the system forbids generation of new Recovery Points. The replication is interrupted and failed.
- **On Disk Size** - The value in bytes. Displays the disk space occupied by the Volume.
- **Deltas** - The value in bytes. Deltas are the data that has changed since the last backup run.
- **Actions** - This column contains icons which provide access to actions over the corresponding Volume. The following actions are available:
 - Edit
 - Remove
 - Delete

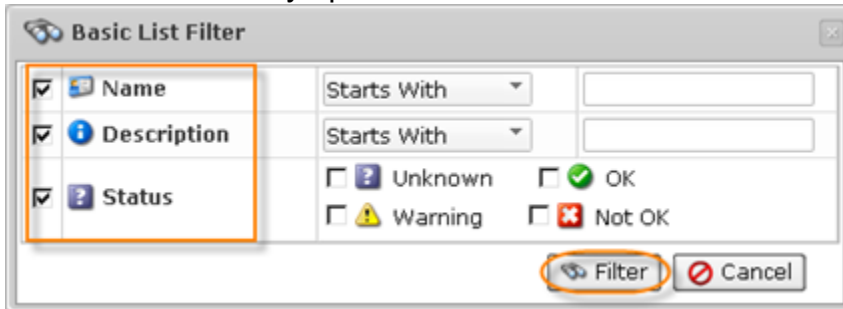
Filtering the "Volumes" List

You can use a Basic List Filter to sort the "Volumes" list. Click on the "Basic List Filter" button to

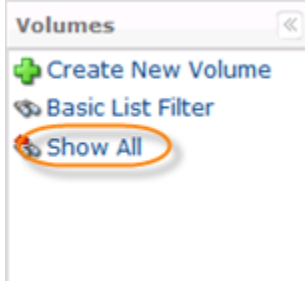
access the filtering options.



Select the necessary options and click "Filter."



If you want to discard filtering options and view the whole list, click "Show All."



Details Pane

This pane provides more detailed information about the Volume selected in the list on the top. The pane has three tabs:

- Details
- Groups
- Users

Filtering the "Volumes" List | Details Tab | Groups Tab | Users Tab

Details Tab

Most of the information presented here is the same as the data shown in the Volumes list columns. For more information about server details, see [Accessing CDP Servers in Data Center](#)

Console.

The screenshot shows a console window titled "Volume Details for 'vol1'". At the top, there are three tabs: "Details" (circled in orange), "Groups", and "Users". The "Details" tab is active and displays the following information:

Identification	
Name	vol1
Description	
CDP Server	Serv_1
Volume Path	/testing/vol1
Status	Volume is OK

Quotas	
Quota Type	Size of Deltas in Volume
Soft Quota	1 GB
Hard Quota	2 GB

Statistics	
On Disk Size	3.5 MB
Deltas	0 bytes (0)
Groups	2
Users	1

If you click on the icon near the CDP Server name, you can access the CDP Server details window as shown below.

CDP Server Details for 'Serv 1'

Details

Identification

Name	Serv 1
Description	
Status	CDP server is online
Enabled	Enabled

Server Details

OS Type	Linux
Product Type	Enterprise Edition
Product Version	3.14.0
License Validity	License is valid
Agents (Used/Licensed)	
Agents with MySQL (Used/Licensed)	
Configuration Presets	
Hosting Control Panels	Disabled

Connection Settings

Hostname	10.230.200.38
API HTTP Port	9080
API SSL Port	9443
COM SSL Port	5443
UI HTTP Port	80
UI SSL Port	443

Groups Tab

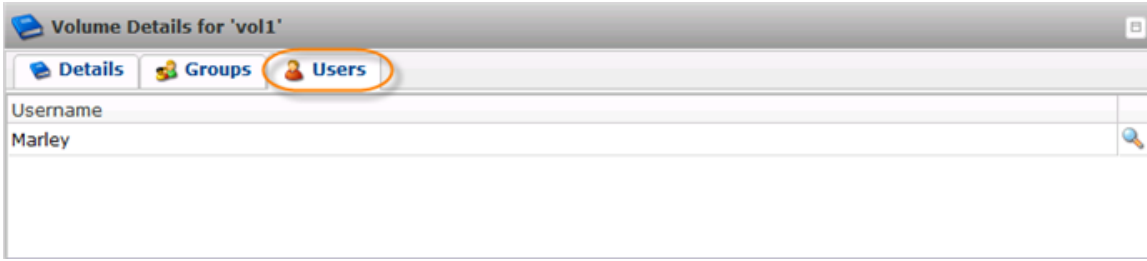
Volume Details for 'vol1'

Details **Groups** **Users**

Name	
+ DCC1	🔍
+ Console Group	🔍

Displays the list of groups assigned to the Volume.

Users Tab



Displays the list of users assigned to the Volume.