Upgrading Data Center Console for Linux

> **Notice**
> Data Center Console must be upgraded first.

You may receive email notifications about new version releases of R1Soft software. New versions are improved by bug fixes and new/reworked functionality. All enhancements made to the product are documented in the Release Notes, where you can find a brief summary of recent changes, enhancements, and bug fixes in a particular software release.

It is assumed that you have a Debian server running Linux Data Center Console 3.18 or an earlier version and that you used the automatic method (with apt-get) to install the server so that the CDP packages repository is already added to the configuration. You can read about how to configure the CDP packages repository in Installing Data Center Console on Linux.

> **Note**
> R1Soft products follow this format for version numbers: MAJOR.MINOR.MAINTENANCE. Pre-release downloads ALWAYS have a version number that has an ODD MINOR number, e.g., 3.6.0. Stable downloads ALWAYS have a version number with an EVEN MINOR number, e.g., 3.18.1.

> **Notice**
> To upgrade the CDP Server, you do not need to uninstall the previous version. It is safe to upgrade Data Center Console on an active, running server. After the upgrade is complete, a reboot is not required. All your licenses, settings, added Hosts, etc. will remain unchanged.

Upgrading Using apt-get | Upgrading Using yum

Upgrading Using apt-get

To upgrade Data Center Console to version 3.18, log in to the server and perform the following steps.

Notice

- Make sure you have a backup of the CDP installation directory before upgrading.
- Make sure that on upgrade from 2.x, the target machine is rebooted before installing 3.18.

1. Run the following command:

```
apt-get upgrade
```

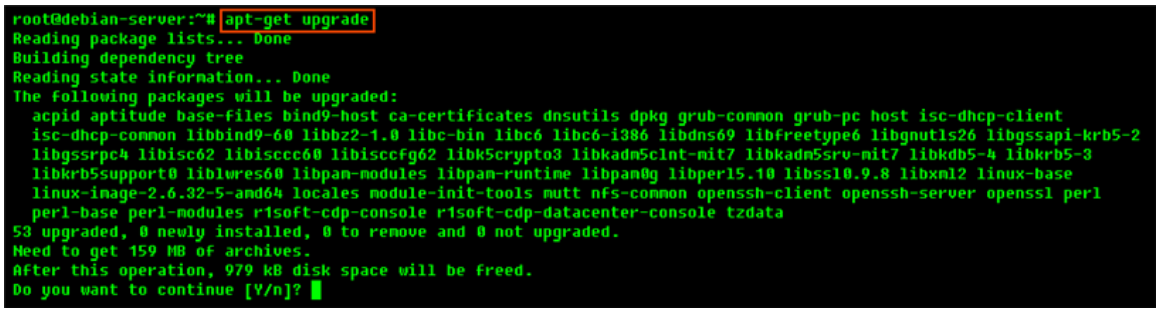

2. Type "Y" to allow the system to use additional disk space.

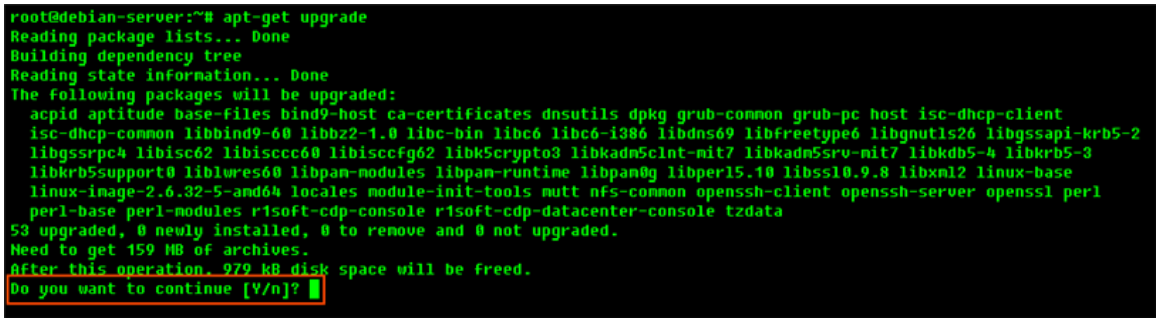

3. The upgrade process can take some time because the above command upgrades all of the obsolete packages, not just the Data Center Console.

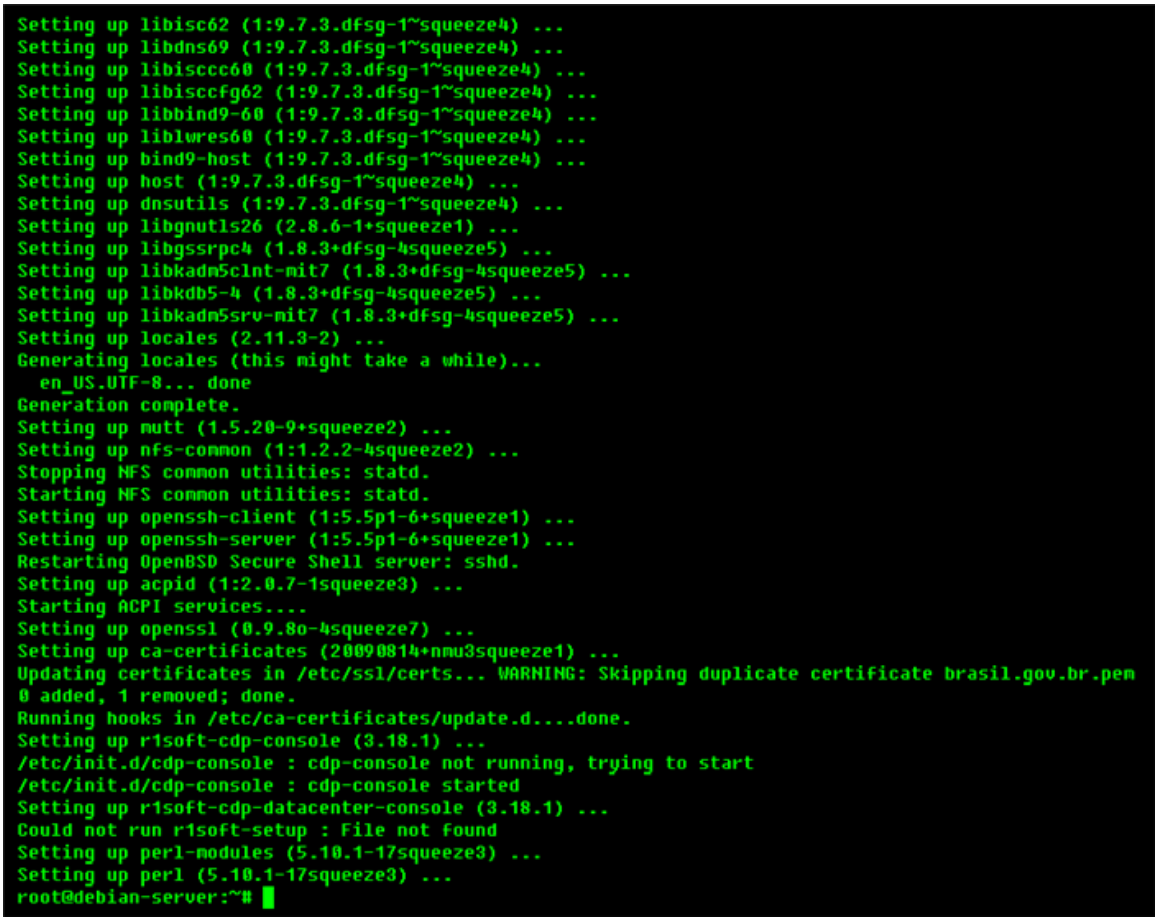

Upgrading Using yum

To upgrade Data Center Console to version 3.18, log in to the server and perform the following steps.

1. Run the following command:

```
yum upgrade r1soft-cdp-datacenter-console
```

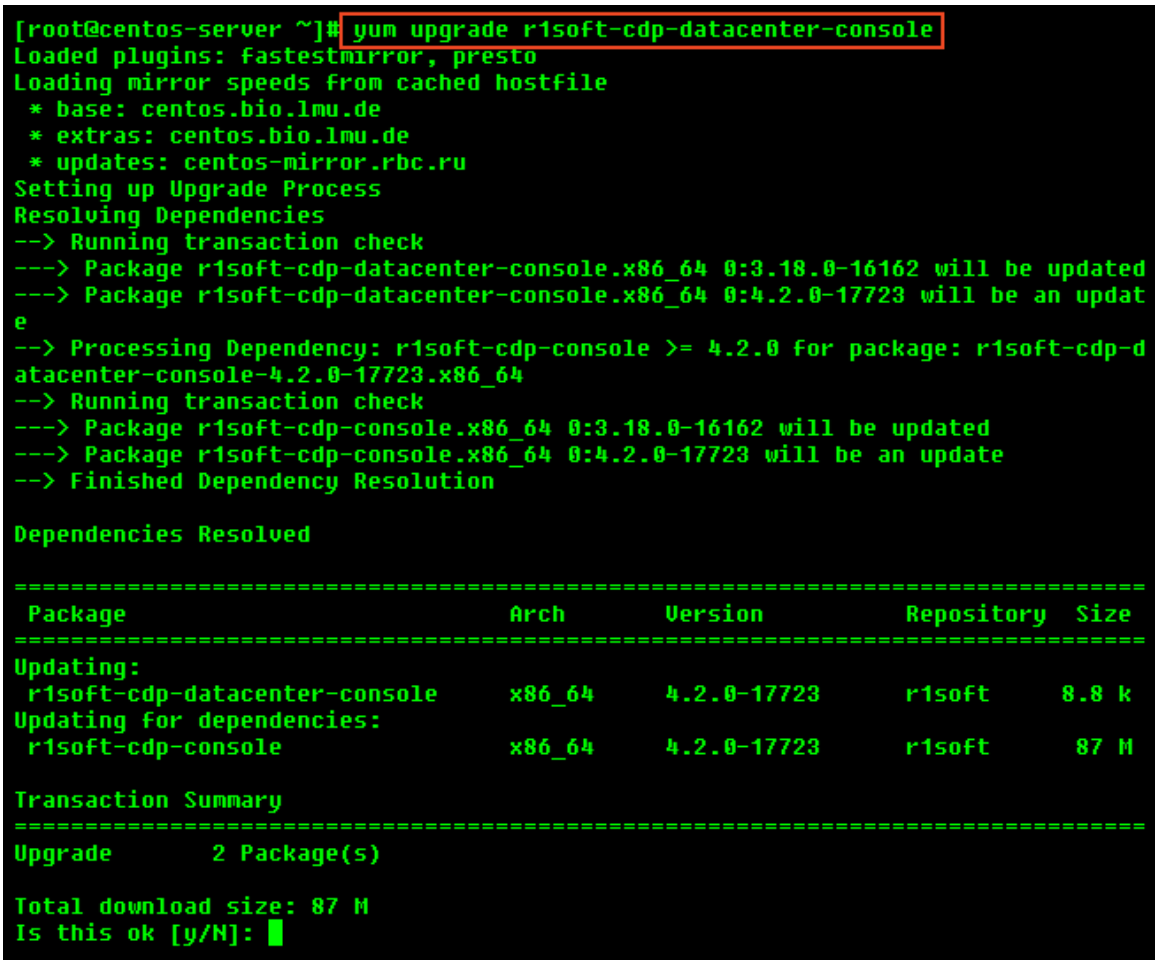

2. Type "Y" to allow the system to use additional disk space.

```
Is this ok [y/N]: y
Downloading Packages:
Setting up and reading Presto delta metadata
Processing delta metadata
Package(s) data still to download: 87 M
(1/2): r1soft-cdp-console-4.2.0.x86_64.rpm               |  87 MB     05:20
(2/2): r1soft-cdp-datacenter-console-4.2.0.x86_64.rpm    | 8.8 kB     00:00
--------------------------------------------------------------------------------
Total                                           279 kB/s |  87 MB     05:21
Running rpm_check_debug
Running Transaction Test
Transaction Test Succeeded
Running Transaction
Warning: RPMDB altered outside of yum.
  Updating   : r1soft-cdp-console-4.2.0-17723.x86_64                       1/4
rmdir: missing operand
Try `rmdir --help' for more information.
/etc/init.d/cdp-console : cdp-console not running, trying to start
/etc/init.d/cdp-console : cdp-console started
  Updating   : r1soft-cdp-datacenter-console-4.2.0-17723.x86_64            2/4
Warning: Recommended memory for installation is 2048MB
  Cleanup    : r1soft-cdp-datacenter-console-3.18.0-16162.x86_64           3/4
  Cleanup    : r1soft-cdp-console-3.18.0-16162.x86_64                      4/4
...
/etc/init.d/cdp-console : cdp-console stopped
  Verifying  : r1soft-cdp-console-4.2.0-17723.x86_64                       1/4
  Verifying  : r1soft-cdp-datacenter-console-4.2.0-17723.x86_64            2/4
  Verifying  : r1soft-cdp-console-3.18.0-16162.x86_64                      3/4
  Verifying  : r1soft-cdp-datacenter-console-3.18.0-16162.x86_64           4/4

Updated:
  r1soft-cdp-datacenter-console.x86_64 0:4.2.0-17723

Dependency Updated:
  r1soft-cdp-console.x86_64 0:4.2.0-17723

Complete!
```