

Users and Groups

With CDP Enterprise and Advanced Editions, you can manage users and designate their permissions for browsing, backup and restore. There are three types of users based on their permissions:

- Super-users - A special user account used for system administration. Super-user has full privileges.
- Power-users - A special user account which is allowed to utilize the most of advanced featured. Power-user's permissions are configurable.
- Sub-user - A special user account with restricted permissions. Sub-user's permissions are configurable and lay in bounds of Power-user's permissions.

Power-users, sub-users and groups can be enabled/disabled in CDP Configuration. See [Configuring Product Features](#).

The permissions are described further.

i Tip CDP Standard Edition
In CDP Standard Edition there are only super-users. They are added via CDP Configuration Utility. See [Setting CDP Server Users](#).
You can change administrator's name and password in Configuration. See [Configuring User Options](#).

[Super-users](#) | [Power-users](#) | [Sub-users](#) | [Groups](#)

Super-users

A super-user has complete control over the CDP Server. A super-user can access and configure anything in the server. His/her permissions cannot be changed.

i Tip
In organizations, super-user accounts are often provided for authorized experienced individuals.

Super-users and users/groups

The super-user creates power-users and sub-users and grants them permissions to use the various resources in the CDP Server.

All the users and groups in the server are visible for super-users.



Note

Super-users should not be treated as power-users as super-users are not allowed to be added to groups or be assigned permissions on Agents or Volumes or be administrators of sub-users.

Super-users and Volumes/Disk Safes

Super-user can create, edit, delete, import [Volumes](#). Only super-user can remove a Disk Safe.

Super-users and Agents

Only a super-user can change the owner of an [Agent](#).

Power-users

Power-users and users/groups

Power-users can be allowed to create and administrate sub-users.

Power-users can not assign permissions to their sub-users if they do not have these permissions themselves.



Note

The number of sub-users assigned to a power-user is unlimited if it is not restricted in the power-user settings.

A power-user can see only groups that he/she belongs to and sub-users that he owns.


Power-users and Volumes/Disk Safes

Power-users or groups can have the following permissions on [Volumes](#):

- Create Disk Safes in the Volume
- Close Disk Safes in the Volume
- Delete Disk Safes in the Volume
- Change a Disk Safe's Agent Assignment

- Change a Disk Safe's Quota
- Vacuum a Disk Safe


Power-users can see (not edit) Volumes they have permission on. Path of Volume is hidden.

 **Note**
Sub-users and power-users do not need Volume permissions to restore or browse files or edit Disk Safe settings.

Power-users and Agents

Power-users can be allowed to create and administrate Agents.

A power-user can be an Owner of an [Agent](#). A power-user that creates an Agent is an owner by default.

 **Note**
A power-user can own an unlimited number of Agents and MySQL Add-ons if it is not restricted in the power-user settings.

The Owner has a full configurable set of Agent permissions. A power-user can have the following permissions on Agent (permissions can be activated by selecting the appropriate checkboxes in the User properties window):

- Edit Agent
- Edit Policies
- Edit Agent's Users
- Edit Disk Safe:
 - Change name and description of the Disk Safe
 - Change Compression Type
 - Edit Devices and Device Settings
 - Change Encryption Passphrase
 - Manage Recovery Points (Merge Recovery Points and Lock/Unlock Recovery Points)

Power-users and Restore


A power-user can have the following restore permissions (permissions can be activated by selecting the appropriate checkboxes in the User properties window):

- Browse Files

- Download Files (force checks browse files)
 - Restore Files (force checks browse files)
 - Bare-Metal Restore
 - Control Panel Restore (force checks browse files)
 - MySQL Restore
-

Sub-users

Sub-users can have only one Administrator (an Owner). It is not allowed to create sub-users with multiple Administrators.


 Note
Only a power-user can be an Owner of a sub-user.

Sub-users can not have permissions that their power-user owners do not have.

Groups and other users are not visible for sub-users.

Groups

A group contains a collection of power-users to apply its permissions to. A group is granted permissions the same as a power-user. Power-users can belong to more than one group.

 Note
Only power-users can be members of groups.

A power-user's permissions are the culmination of their user-level permissions, plus all of their group permissions.

In case a group has not been granted any permissions, but a specific power-user in that group has these very permissions, then the power-user still has these permissions.

If a group has been granted full-control access on an agent, but a specific power-user in that group has permissions set on that agent that are less than full-control, then the group permissions will be used.

If a power-user belongs to multiple groups, and two or more of those groups have permissions set on the same resource (i.e. agent), then the most liberal group-level permissions are applied.

If one group has less than full-control access, but another group has full-control, the power-user will be granted full-control access.