Downloading Task Details

You may have full information about any running or finished Task in a separate .txt file.

> **Tip**
> You can download task log messages from the "Log Msgs" tab. See Viewing Log Messages.

Follow the instructions below to download Task details to your PC from CDP.

1. Click on "Task History" in the Main Menu to open the "Task History" screen.

Standard Edition	Advanced Edition	Enterprise Edition
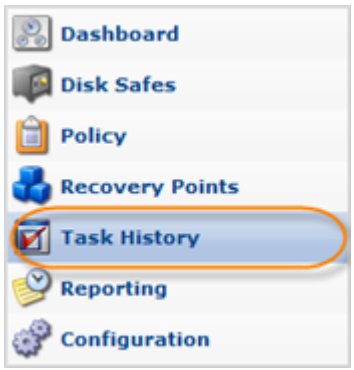	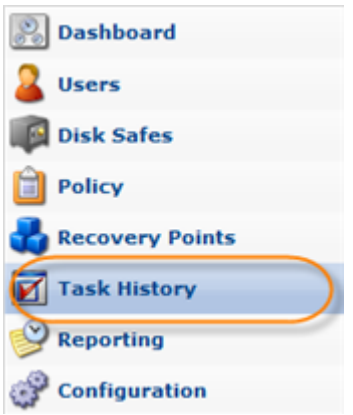	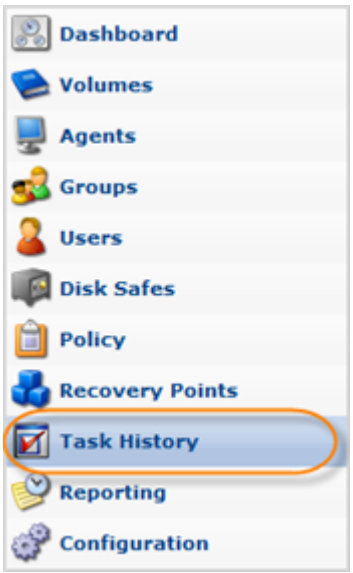

2. In the "Task History" list, find the Task you need and click on the "Download Task Details" icon located in the "Actions" column of the Task.

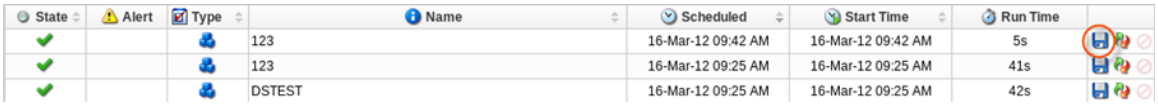

State	Alert	Type	Name	Scheduled	Start Time	Run Time	
✔			123	16-Mar-12 09:42 AM	16-Mar-12 09:42 AM	5s	
✔			123	16-Mar-12 09:25 AM	16-Mar-12 09:25 AM	41s	
✔			DSTEST	16-Mar-12 09:25 AM	16-Mar-12 09:25 AM	42s	

> **Tip**
> To find a Task, you can use the Basic and Advanced List Filters. See Customizing the Task History List.

3.The file name will have the following format:

```
<TASK TYPE>?detail?<DATE>?<TIME>.txt
```

File name example:

```
policy-detail-2009-11-21-23-51.txt
```

> **Tip**
> The Task results can be sent via email as a Report. See Reporting.