Rerunning Tasks

Follow the instructions below to rerun tasks from Task History.

1. Click on "Task History" in the Main Menu to open the "Task History" screen.

Standard Edition	Advanced Edition	Enterprise Edition
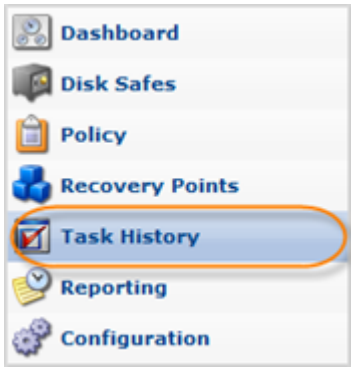	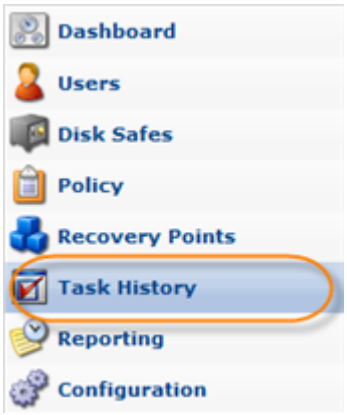	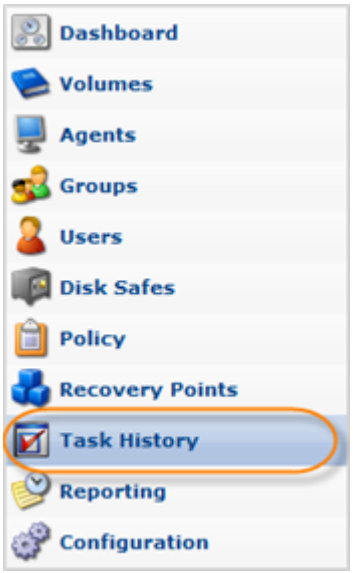

2. In the "Task History" list, find the Task you need, and click on the "Rerun Task" icon for that Task located in the "Actions" column.

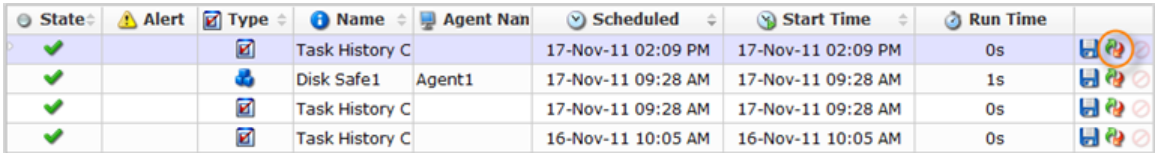

State	Alert	Type	Name	Agent Nan	Scheduled	Start Time	Run Time	
✔			Task History C		17-Nov-11 02:09 PM	17-Nov-11 02:09 PM	0s	
✔			Disk Safe1	Agent1	17-Nov-11 09:28 AM	17-Nov-11 09:28 AM	1s	
✔			Task History C		17-Nov-11 09:28 AM	17-Nov-11 09:28 AM	0s	
✔			Task History C		16-Nov-11 10:05 AM	16-Nov-11 10:05 AM	0s	

> **Tip**
> To find a Task, you can use the Basic and Advanced List Filters. See Customizing the Task History List#filter.

> **Note**
> You cannot rerun queued, running, successful merges or tasks for deleted policies.

3. After the operation has been done, you will receive a notification. Click "OK".

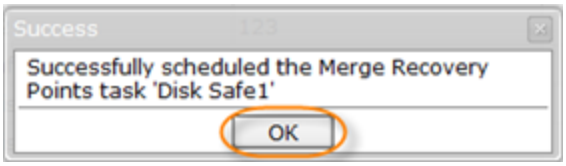
Success
Successfully scheduled the Merge Recovery Points task 'Disk Safe1'
OK