Accessing Configuration in CDP Server

Follow the instructions below to access the Configuration in your CDP Server Standard Edition.

Click on "Configuration" in the Main Menu to open the "Configuration" window.

Standard Edition	Advanced Edition	Enterprise Edition
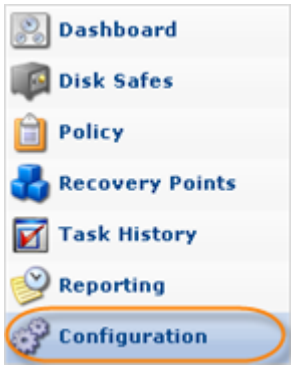		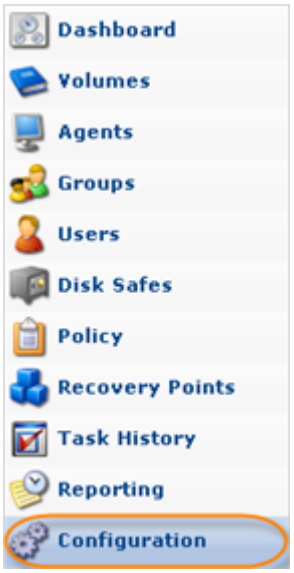

Tip
You can access the "Configuration" window by manually appending the /Configuration/ folder to the CDP Server address in the browser address bar. Example: http://10.61.200.31/Configuration/. Note that the address is case sensitive.



The "Configuration" window is divided into the following areas:

- Configuration Menu
- Settings Area
- Main Menu

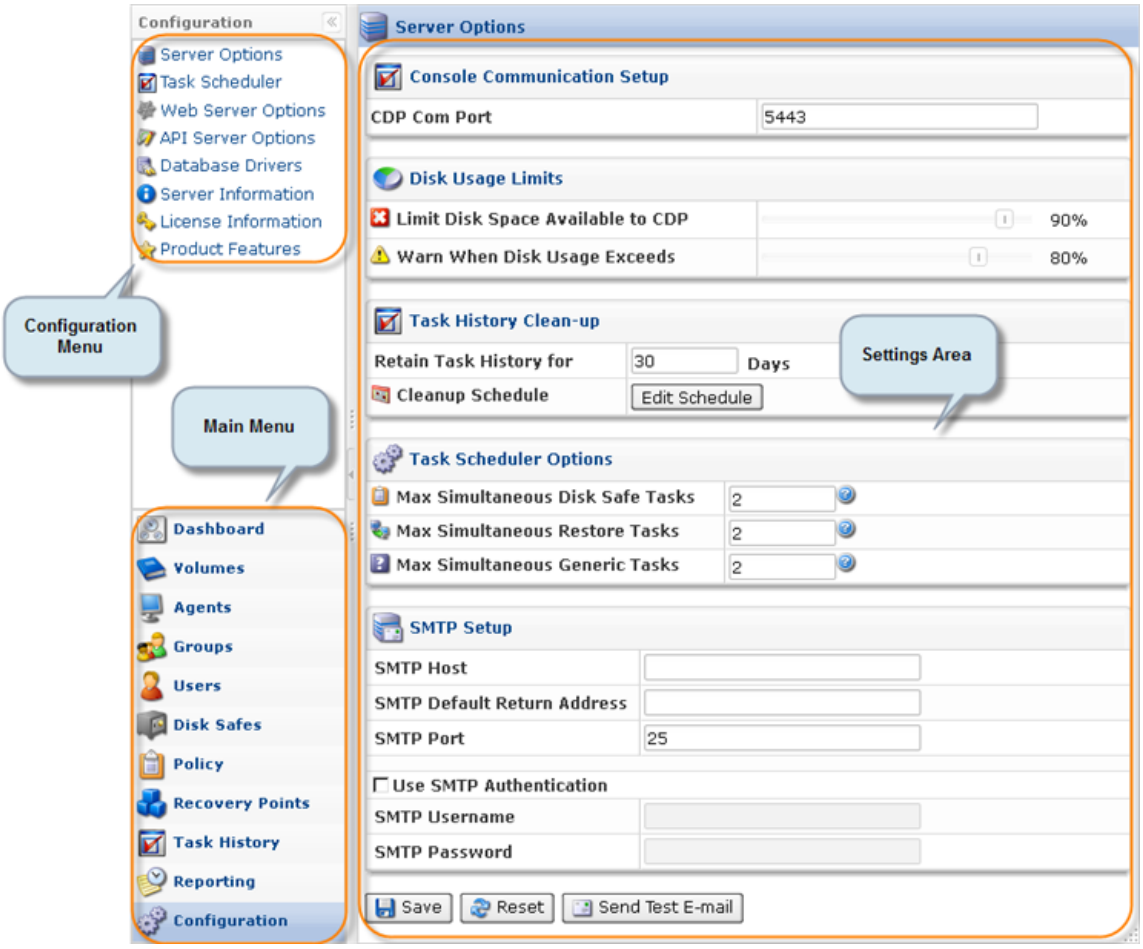

Configuration Menu | Settings Area

Configuration Menu

The following Configuration menu buttons are available:

Standard Edition	Advanced Edition	Enterprise Edition
Configuration User Options Agent Options Server Options Task Scheduler Web Server Options Server Information License Information	Configuration Agent Options Server Options Task Scheduler Web Server Options API Server Options Database Drivers Server Information License Information	Configuration Server Options Task Scheduler Web Server Options API Server Options Database Drivers Server Information License Information Product Features

- User Options (Standard Edition) - See Configuring User Options.
- Agent Options (Standard, Advanced Edition)- See Resetting Public Key.

- Server Options - See Configuring Server Options.
- Task Scheduler - See Accessing Task Scheduler.
- Web Server Options - See Configuring Web Server Options.
- Server Information - See Viewing Server Information.
- License Information - See Viewing License Information, Activating CDP Standard Edition.
- API Server Options (Advanced, Enterprise Edition)- See Configuring API Server Options.
- Database Drivers (Advanced, Enterprise Edition)- Available only if you have the Database Add-On license activated. See Installing the MySQL Connector JDBC into CDP3 Server.
- Product Features (Enterprise Edition) - See Configuring Product Features.

Settings Area

Provides access to the options for the selected menu item.

