


## Deleting Policies

Deleting a Data Protection Policy will permanently remove the Policy and all its historical task information.



 **Notice**  
You cannot undo this operation once performed.

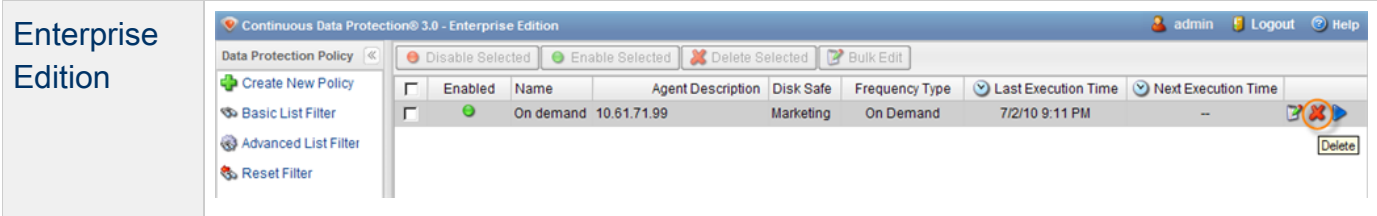
Follow the instructions below to delete a Data Protection Policy in CDP.

1. Click on "Policy" in the Main Menu to access the "Policies" screen.



2. In the "Policies" list, find the Policy you need and click on the "Delete" icon in the "Actions" column for this Policy.

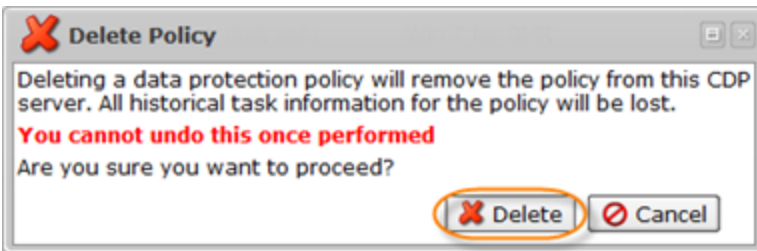
Standard, Advanced Edition	<input type="checkbox"/> Disable Selected <input type="checkbox"/> Enable Selected <input checked="" type="checkbox"/> Delete Selected <input type="checkbox"/> Bulk Edit						
	<input type="checkbox"/>	Enabled	Name	Disk Safe	Frequency	Last Run Time	Next Run Time
<input checked="" type="checkbox"/>	<input checked="" type="checkbox"/>	On Demand	Disk_Safe_1	On Demand	--	--	
<input type="checkbox"/>	<input checked="" type="checkbox"/>	Daily	Disk_Safe_2	Daily	28.04.11 8:59	28.04.11 21:00	



**Tip**  
To find a Policy, you can use the Basic and Advanced List Filters. See [Customizing the Policies List](#).

**Note**  
You can also use the "Bulk Deletion" function. See [Bulk Deletion](#) below.

3. Confirm your request to delete the Policy by clicking on "Delete" in the displayed window.

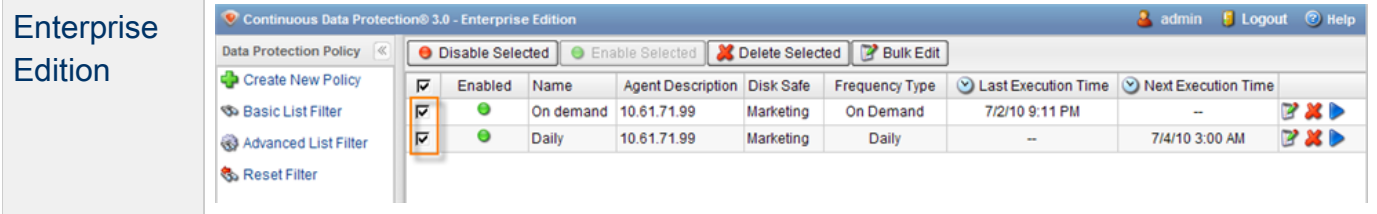
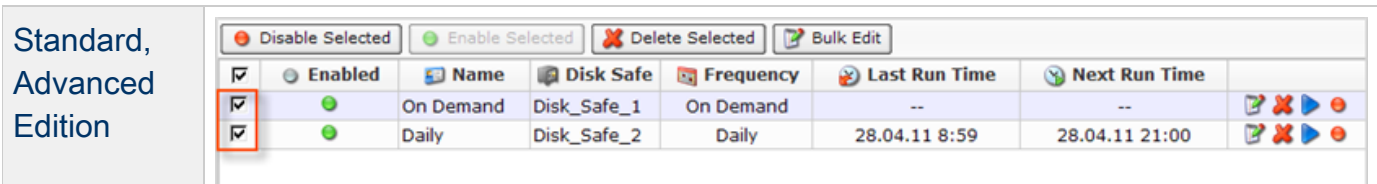


4. The Policy will disappear from the "Policies" list.

Bulk Deletion

Follow the instructions below to delete multiple Policies at once.

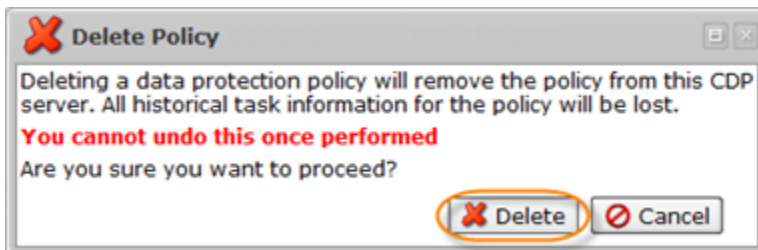
1. Select several Policies by selecting their related checkboxes in the first column in the "Policies" list.



2. Click on "Delete Selected" in the list toolbar.

Standard, Advanced Edition																																					
	<table border="1"> <thead> <tr> <th><input checked="" type="checkbox"/></th> <th>Enabled</th> <th>Name</th> <th>Disk Safe</th> <th>Frequency</th> <th>Last Run Time</th> <th>Next Run Time</th> <th colspan="2"></th> </tr> </thead> <tbody> <tr> <td><input checked="" type="checkbox"/></td> <td><span style="color: green;">●</span></td> <td>On Demand</td> <td>Disk_Safe_1</td> <td>On Demand</td> <td>--</td> <td>--</td> <td colspan="2"></td> </tr> <tr> <td><input checked="" type="checkbox"/></td> <td><span style="color: green;">●</span></td> <td>Daily</td> <td>Disk_Safe_2</td> <td>Daily</td> <td>28.04.11 8:59</td> <td>28.04.11 21:00</td> <td colspan="2"></td> </tr> </tbody> </table>								<input checked="" type="checkbox"/>	Enabled	Name	Disk Safe	Frequency	Last Run Time	Next Run Time			<input checked="" type="checkbox"/>	<span style="color: green;">●</span>	On Demand	Disk_Safe_1	On Demand	--	--			<input checked="" type="checkbox"/>	<span style="color: green;">●</span>	Daily	Disk_Safe_2	Daily	28.04.11 8:59	28.04.11 21:00				
<input checked="" type="checkbox"/>	Enabled	Name	Disk Safe	Frequency	Last Run Time	Next Run Time																															
<input checked="" type="checkbox"/>	<span style="color: green;">●</span>	On Demand	Disk_Safe_1	On Demand	--	--																															
<input checked="" type="checkbox"/>	<span style="color: green;">●</span>	Daily	Disk_Safe_2	Daily	28.04.11 8:59	28.04.11 21:00																															
Enterprise Edition																																					
	<table border="1"> <thead> <tr> <th><input checked="" type="checkbox"/></th> <th>Enabled</th> <th>Name</th> <th>Agent Description</th> <th>Disk Safe</th> <th>Frequency Type</th> <th>Last Execution Time</th> <th>Next Execution Time</th> <th colspan="2"></th> </tr> </thead> <tbody> <tr> <td><input checked="" type="checkbox"/></td> <td><span style="color: green;">●</span></td> <td>On demand</td> <td>10.61.71.99</td> <td>Marketing</td> <td>On Demand</td> <td>7/2/10 9:11 PM</td> <td>--</td> <td colspan="2"></td> </tr> <tr> <td><input checked="" type="checkbox"/></td> <td><span style="color: green;">●</span></td> <td>Daily</td> <td>10.61.71.99</td> <td>Marketing</td> <td>Daily</td> <td>--</td> <td>7/4/10 3:00 AM</td> <td colspan="2"></td> </tr> </tbody> </table>								<input checked="" type="checkbox"/>	Enabled	Name	Agent Description	Disk Safe	Frequency Type	Last Execution Time	Next Execution Time			<input checked="" type="checkbox"/>	<span style="color: green;">●</span>	On demand	10.61.71.99	Marketing	On Demand	7/2/10 9:11 PM	--			<input checked="" type="checkbox"/>	<span style="color: green;">●</span>	Daily	10.61.71.99	Marketing	Daily	--	7/4/10 3:00 AM	
<input checked="" type="checkbox"/>	Enabled	Name	Agent Description	Disk Safe	Frequency Type	Last Execution Time	Next Execution Time																														
<input checked="" type="checkbox"/>	<span style="color: green;">●</span>	On demand	10.61.71.99	Marketing	On Demand	7/2/10 9:11 PM	--																														
<input checked="" type="checkbox"/>	<span style="color: green;">●</span>	Daily	10.61.71.99	Marketing	Daily	--	7/4/10 3:00 AM																														

3. Confirm your request to delete the Policies by clicking on "Delete" in the confirmation window.



4. The Policies will disappear from the "Policies" list.

You can also delete Policies using the "Policies" tab of the Agent "Details" Pane. This screen provides the same functionality as the main "Policies" screen. See more information in [Accessing Agents](#).