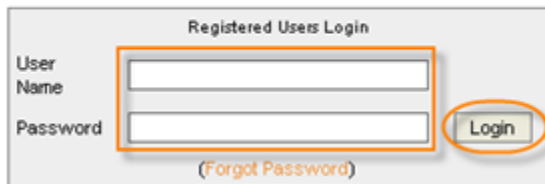


Obtaining Windows CDP Enterprise Edition

To download the Windows CDP Server software using R1Soft Customer Portal, perform the following steps:

1. The software for Windows CDP Server 3.18.2 can be obtained via direct download from the R1Soft website at <https://dist.r1soft.com/download/>.
2. Log in to the R1Soft Customer Portal by entering your User Name and Password in the form on the right-hand side of the screen. Registration is required for all downloads.

R1Soft Customer Portal



Registered Users Login

User Name

Password

[\(Forgot Password\)](#)



Note

Existing customers can use their R1Soft Customer Portal Login. The forum and tech support help desks have different logins.

New customers can request a free trial download at

<http://www.r1soft.com/nc/company/download-cdp-enterprise-edition-trial/>.

3. Click on the "Download CDP Products" link.



4. Locate the "CDP Enterprise Edition" product group.



CDP Enterprise Edition™ (Release Notes)

Windows [Stable](#) [Beta](#)

Linux [Stable](#) [Beta](#)

5. Click on the "Stable" link for the Windows product to download its stable release.



CDP Enterprise Edition™ (Release Notes)

Windows [Stable](#) [Beta](#)

Linux [Stable](#) [Beta](#)

6. On the "Stable Release Downloads" page, select the most recent version. The version number is displayed in the "Version" column. The release date is displayed in the "Date" column. The most recent versions are displayed at the top of the list.

Stable Release Downloads			
Server Downloads			
Product Name:	Version:	Date:	Download:
CDP3 Enterprise(Win)	3.18.2	Feb 17, 2012	Windows 32-bit (x86) (288.91 MB) Windows 64-bit (x86_64/AMD64) (307.26 MB)

[Back](#)



Note

You can view the release notes here: [Release Notes](#).

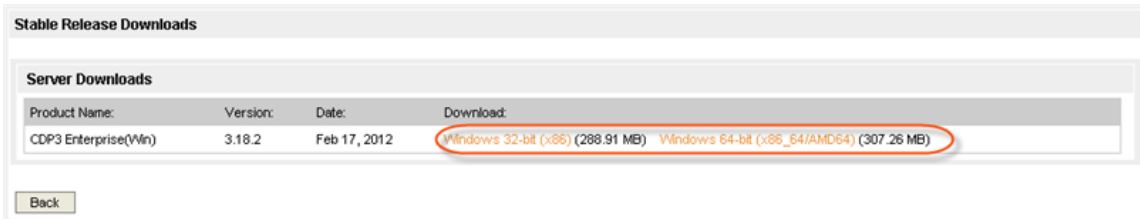
7. To download, click on the "Windows 32-bit (x86)" link for 32-bit binary Hardware/OS. Click on the "Windows 64-bit (x86_64/AMD64)" link for 64-bit binary Hardware/OS.



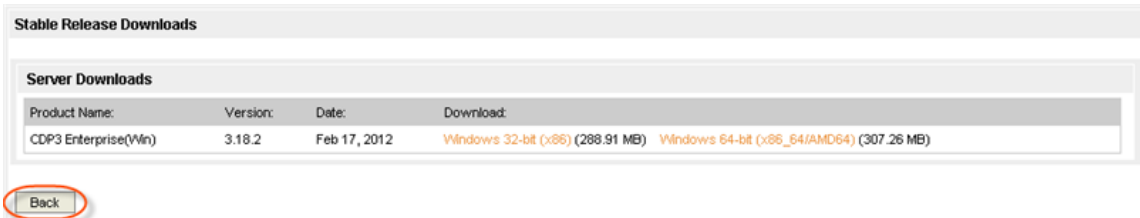
See Also

[Checking Windows Bit Version -](#)

Instructions on how to determine whether a computer is running a 32-bit version or a 64-bit version of the Windows operating system.



8. Click "Back" to return to the software list.



9. One of the following products should be downloaded:

For a 32-bit system:

- File name - R1Soft-EnterpriseEdition-win32-3.18.2.zip
- File size - 288.91 MB

For a 64-bit system:

- File name - R1Soft-EnterpriseEdition-win64-3.18.2.zip
- File size - 307.26 MB

Proceed to the next step: [Installing Enterprise Edition on Windows](#).