

# Configuring Heap Memory

You may need to fix heap space memory if you run both CDP 2.0 and CDP 3.0 on the same machine.

**i** **New in Version 3.14**  
 The upgrade to version 3.14 will change the java heap size to 50% of physical memory if the `server.conf` file has been customized with a higher value. Reserving more than 50% of a system's memory for the Java Heap can result in situations where not enough memory is available for non-heap memory to the CDP server, or for other applications running on the system.

---

[Linux Installations](#) | [Windows Installations](#) | [Defaults](#)

---

## Linux Installations

The `--set-max-mem` setup command allows you to set the max heap your server uses.

```
# r1soft-setup --set-max-mem
```

You can get examples of the input with:

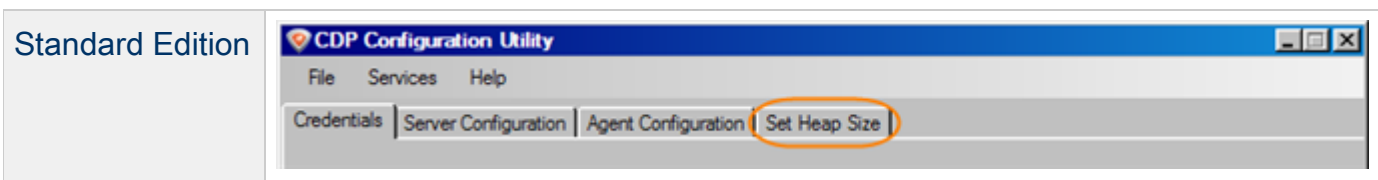
```
# r1soft-setup --help
```

---

## Windows Installations

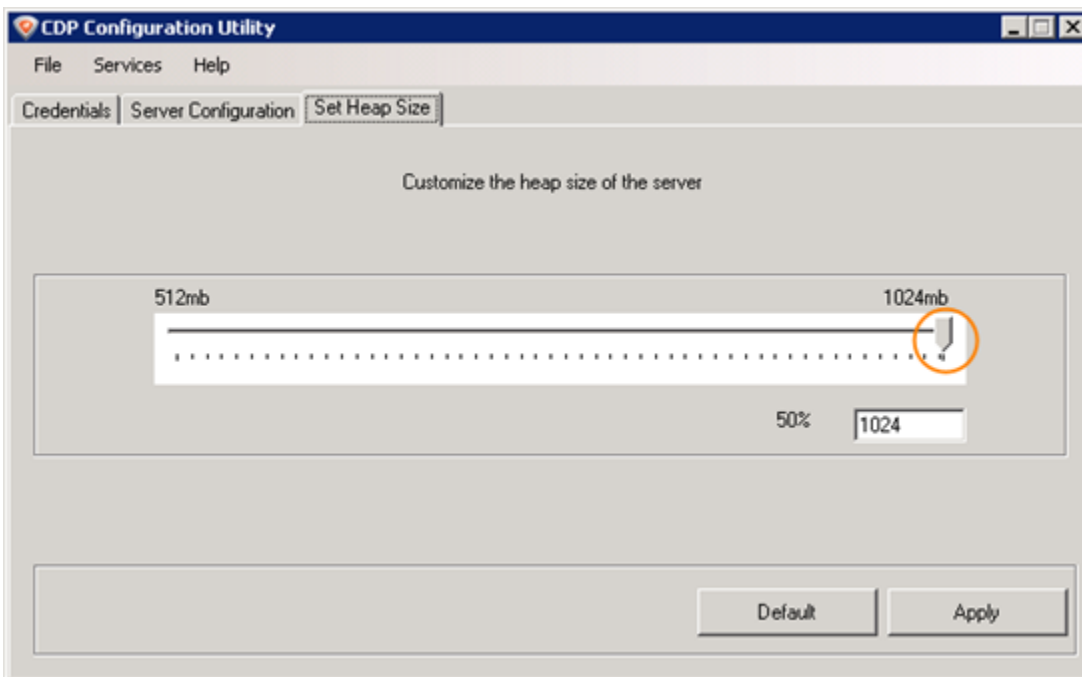
Follow the instructions below to configure the heap memory using the CDP Configuration Utility.

1. Run the CDP Configuration Utility by going to Start > All Programs > R1Soft CDP Backup > CDP Configuration Utility on the computer where the CDP Server is installed.
2. Select the "Set Heap Size" tab in the Windows CDP Configuration Utility main window.

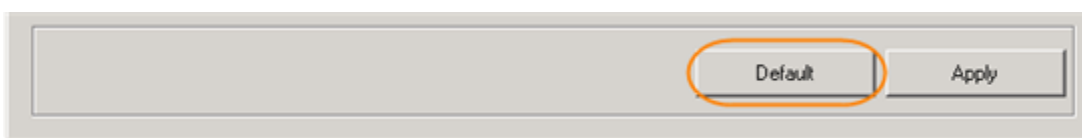




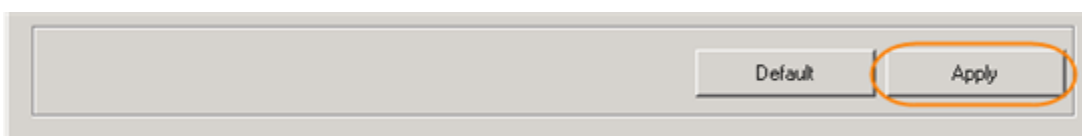
3. In the "Set Heap Size" tab, move the slider to adjust the heap size of the server. The currently selected value is displayed in the editable box. The percentage of the memory is calculated automatically.



If necessary, click "Default" to return to the default value.



4. Click "Apply" to save the selected value.



Alternatively, you can configure the heap memory manually in the [server.conf](#) file.

1. Access the [server.conf](#) file. By default, in Enterprise Edition the file is located in:

`C:\Program Files\R1Soft CDP Server Enterprise\conf\server.conf`

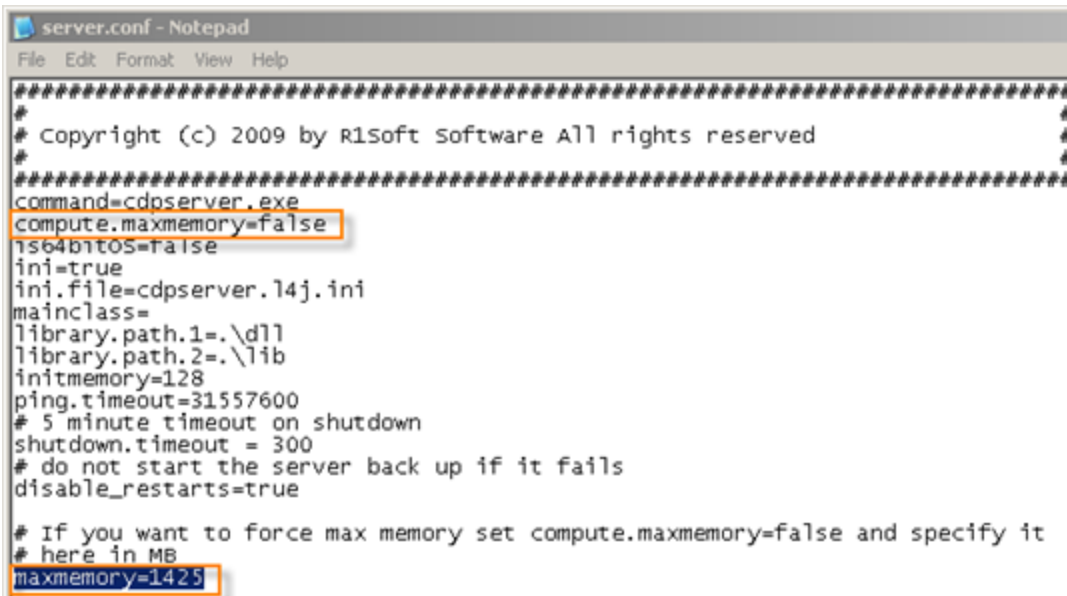
## 2. Edit `server.conf` as follows:

- Change `compute.maxmemory`:

```
compute.maxmemory=false
```

- Uncomment `maxmemory` and set to new value in MB. For example:

```
maxmemory=1024
```



```
server.conf - Notepad
File Edit Format View Help
#####
# Copyright (c) 2009 by R1Soft software All rights reserved #
# #####
command=cdpserver.exe
compute.maxmemory=false
ns64bitOS=false
ini=true
ini.file=cdpserver.14j.ini
mainclass=
library.path.1=.\\d11
library.path.2=.\\lib
initmemory=128
ping.timeout=31557600
# 5 minute timeout on shutdown
shutdown.timeout = 300
# do not start the server back up if it fails
disable_restarts=true

# If you want to force max memory set compute.maxmemory=false and specify it
# here in MB
maxmemory=1425
```

## 3. Save the `server.conf` file.

### Defaults

#### Standard & Advanced Editions:

Physical RAM < 1 GB fail to install

Physical RAM < 4 GB - Max Heap is 256 MB

Physical RAM >= 4 GB - Max Heap is 512 MB

#### Enterprise Editions:

Physical RAM < 2 GB fail to install

Physical RAM < 4 GB - Max Heap is 1 GB

Physical RAM >= 4 GB AND 64-Bit Install - Max Heap is 2 GB